

WEHOLITE PIPES, FITTINGS AND FABRICATIONS (SYSTEMS)

WEHOLITE ATTENUATION SYSTEMS

This HAPAS Certificate Product Sheet⁽¹⁾ is issued by the British Board of Agrément (BBA), supported by Highways England (HE) (acting on behalf of the Overseeing Organisations of the Department for Transport; Transport Scotland; the Welsh Government and the Department for Infrastructure, Northern Ireland), the Association of Directors of Environment, Economy, Planning and Transport (ADEPT), the Local Government Technical Advisers Group and industry bodies. HAPAS Certificates are normally each subject to a review every three years.

(1) Hereinafter referred to as 'Certificate'.

This Certificate relates to Weholite Attenuation Systems, made from 1000 mm to 3500 mm internal diameter Weholite Pipes, covered by Product Sheet 1 of this Certificate, for use as drainage structures (open ended and offline/online attenuation structures for surface and fluvial water). The pipes and fittings are jointed on site by fusion welding.

CERTIFICATION INCLUDES:

- factors relating to compliance with HAPAS requirements
- factors relating to compliance with Regulations where applicable
- independently verified technical specification
- assessment criteria and technical investigations
- design considerations
- installation guidance
- regular surveillance of production
- formal three-yearly review.
- formal three-yearly review.

KEY FACTORS ASSESSED

Strength — the systems have adequate strength to resist the loads associated with installation and service (see section 6).

Performance of joints — the systems will remain watertight under normal service conditions (see section 7).

Flow characteristics — the systems components will have flow characteristics equivalent to thermoplastic pipes (see section 8).

Maintenance — the systems may be cleaned using standard techniques (see section 10).

Durability — the systems will have a service life in excess of 100 years (see section 11).

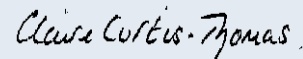


The BBA has awarded this Certificate to the company named above for the systems described herein. These systems have been assessed by the BBA as being fit for their intended use provided they are installed, used and maintained as set out in this Certificate.

On behalf of the British Board of Agrément



Paul Valentine
Technical Excellence Director



Claire Curtis-Thomas
Chief Executive

Date of First issue: 26 September 2018

The BBA is a UKAS accredited certification body – Number 113.

The schedule of the current scope of accreditation for product certification is available in pdf format via the UKAS link on the BBA website at www.bbacerts.co.uk Readers are advised to check the validity and latest issue number of this Agrément Certificate by either referring to the BBA website or contacting the BBA direct.

Any photographs are for illustrative purposes only, do not constitute advice and should not be relied upon.

British Board of Agrément

Bucknalls Lane
Watford
Herts WD25 9BA

©2018

tel: 01923 665300
clientservices@bbacerts.co.uk
www.bbacerts.co.uk

Requirements

In the opinion of the BBA, Weholite Attenuation Systems, when used in accordance with the provision of this Certificate, will meet or contribute to meeting the requirements of Highways England for the design and construction of surface water drainage.

Highways England is of the view that certain highway schemes may derive benefit from the hydraulic and structural performance of large diameter thermoplastic wall pipes and attenuation structures. These large pipes are typically greater than 900mm diameter and are classed as structures. As such they will require technical approval, in compliance with BD2 *Technical approval of highway structures*.

Such products are not currently covered by Highways England's existing specification requirements and their use requires approval via a departure from standard. Specification clauses are currently under review and Generic Approval in Principle forms will be developed in due course.

Regulations

Construction (Design and Management) Regulations 2015

Construction (Design and Management) Regulations (Northern Ireland) 2016

Information in this Certificate may assist the client, designer (including Principal Designer) and contractor (including Principal Contractor) to address their obligations under these Regulations.

See sections: 1 *Description* (1.2), 3 *Delivery and site handling* (3.5), 5 *Practicability of Installation*, 13 *General* and 14 *Procedure* of this Certificate.

Technical Specification

1 Description

1.1 Weholite Attenuation Systems comprise elbows, branches, end caps and inspection shafts manufactured from pipes cut and welded to form the required assemblies. Pipes, caps and assemblies are extrusion welded together on site.

1.2 Weholite Attenuation Systems have the same material specification of the high density polyethylene (HDPE) Weholite Pipes covered in Product Sheet 1 of this Certificate, and given in Table 1.

Table 1 Materials properties/specification⁽¹⁾

| Property | Test method reference | Specification |
|-----------------------|-----------------------|-------------------------------------|
| Tensile properties | BS EN ISO 527 | ≥ 22 MPa (50 mm·min ⁻¹) |
| Oxygen induction time | BS EN 728 | ≥ 20 min (200°C) |
| Melt flow rate | BS EN ISO 1133-1 | ≤ 1.6g/10 min (5 kg at 190°C) |
| Density | BS EN ISO 1183-3 | ≥ 956 kg·m ⁻³ |

(1) This Table is in the format of Appendix 5/7 of the MCHW, Volume 2. It is used to satisfy Clause 518.2 of the MCHW, Volume 1.

1.3 Weholite Attenuation Systems components are given in Figure 1.

Figure 1 Weholite Attenuation Systems




Figure 1 Weholite Attenuation Systems (continued)

Open-end manifold



HDPE puddle flange



Tank end




Culvert (bevelled-end-with-security-screens)



Access shafts



Figure 1 Weholite Attenuation Systems (continued)



1.4 Weholite Attenuation Systems are designed to be joined by fusion welding on site (see section 14).

2 Manufacture

2.1 The pipes are manufactured from black HDPE, formed by spirally, winding a preformed extruded hollow box profile around a heated steel mandrel with adjacent sections welded together. The welded pipe is then reheated and trimmed to form a flat external surface.

2.2 All Weholite Attenuation Systems are fabricated using Weholite Pipes and Weholite Box Sections. After design approval, unique drawings are issued to production. Pipe lengths are run as per the bill of materials on the unique drawing. Weholite Attenuation Systems, depending on type, are manufactured on various automated machinery and by

hand using a range of power tools. After assembly, cut joints are welded both internally and externally using hand held extrusion welders. All welding is visually inspected and fabrications are dimensionally checked. All fabricated components are air tested to check the soundness of the welds.

2.3 As part of the assessment and ongoing surveillance of product quality, the BBA has:

- agreed with the manufacturer the quality control procedures and product testing to be undertaken
- assessed and agreed the quality control operated over batches of incoming materials
- monitored the production process and verified that it is in accordance with the documented process
- evaluated the process for management of nonconformities
- checked that equipment has been properly tested and calibrated
- undertaken to carry out the above measures on a regular basis through a surveillance process, to verify that the specifications and quality control operated by the manufacturer are being maintained.

2.4 The management system of Asset International Ltd has been assessed and registered as meeting the requirements of ISO 9001 : 2015 by BSI (Certificate FM12306).

3 Delivery and site handling

3.1 The systems components should be handled, transported and stored with care at all times, in accordance with the Certificate holder's instructions.

3.2 A label bearing the BBA logo incorporating the number of this Certificate is attached to each Weholite Attenuation System or to each pack of Weholite Attenuation Systems.

3.3 Weholite Attenuation Systems can be left outside as they contain a minimum of 2% carbon black. When long-term storage is envisaged, they can be protected.

3.4 Weholite Attenuation Systems should be suitably supported at a minimum of two places when being lifted. Protected slings should preferably be used, if metal hooks or chains are used then padding should be placed around the Weholite Attenuation Systems.

3.5 Weholite Attenuation Systems should be stored on a flat surface. They are generally delivered as loose lengths and should not be stacked more than 4 m high.

3.6 Care should be taken not to drop Weholite Attenuation Systems on their ends.

Assessment and Technical Investigations

The following is a summary of the assessment and technical investigations carried out on Weholite Attenuation Systems.

Design Considerations

4 Use

4.1 Weholite Attenuation Systems, when designed and installed in accordance with the recommendations given in this Certificate, are suitable for use in highways as attenuation systems.

4.2 Parallel piping systems, such as those used for attenuation, are typically laid within a common trench. Pipes should be spaced in accordance with the manufacturer's recommendations. Where the use of equipment is proposed to compact between the pipes, spacing should be adjusted in accordance with the manufacturer's recommendations.

4.3 Where proposed as open-ended structures (culverts), pipes must be protected against unauthorised entry by means of a security screen. Elsewhere, access to the pipes must only be via a suitable manhole entry designed for this purpose.

4.4 Weholite Attenuation Systems characteristics are specified by the manufacturer (see section 6) and these should be verified with a type approval Certificate. Site-specific structural calculations, in accordance with BS EN 1295-1 : 1997

and BS 9295 : 2010, should be checked by a Chartered Engineer to validate the structural performance of a proposed installation.

5 Practicability of installation

Weholite Attenuation Systems should only be installed by contractors who have been trained and approved by the Certificate holder, in accordance with the Certificate holder's Installation Manual.

6 Strength

6.1 Weholite Attenuation Systems have the nominal ring stiffness of the Weholite Pipes as shown in Table 2 of the Product Sheet 1 of this Certificate, for use in calculations to BS EN 1295-1 : 1997 and BS 9295 : 2010.

6.2 Weholite Attenuation Systems have adequate resistance to the impact loads to which they may be subjected during installation and in service.

7 Performance of joints

When correctly made, the welded joints remain watertight and comply with the requirements as specified in BS EN 1610 : 2015 and the manufacturer's instructions (see section 14 of this Certificate).

8 Flow characteristics

Weholite Attenuation Systems will have the normal flow characteristics associated with thermoplastic pipes.

9 Resistance to chemicals

Weholite Attenuation Systems will be unaffected by the types and quantities of chemicals likely to be found in surface water.

10 Maintenance

10.1 Access to the systems for cleaning should be provided by conventional methods.

10.2 Tests indicate that the pipes have adequate resistance to water cleansing using pressure jetting equipment (see section 13.1). It is recommended that low pressure, high volume systems are used in accordance with the Certificate holder's guidelines.

10.3 Weholite Attenuation Systems must at all times be left clean and free from silt and obstruction, and must be cleaned and maintained in accordance with manufacturer's recommendations. Where site-specific issues impose constraints on cleaning and maintenance practices the manufacturer must be consulted to determine the solution. The manufacturer's advice must then be followed.

11 Durability

In the opinion of the BBA, when used in the context of this Certificate, the material from which the pipes are manufactured will not significantly deteriorate and the anticipated life of the systems will be in excess of 100 years.

12 Reuse and recyclability

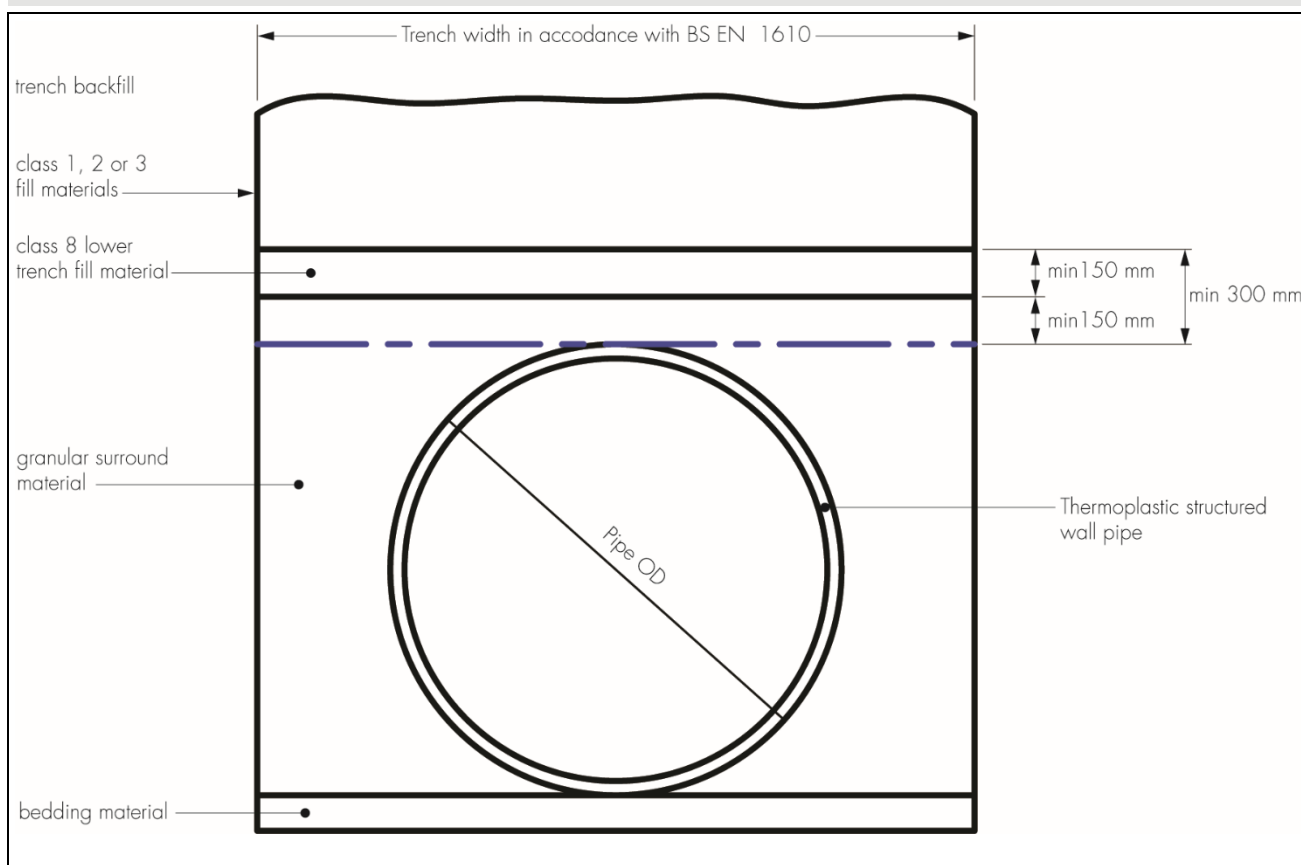
The systems components are manufactured from polyethylene and can be recycled.

13 General

13.1 Weholite Attenuation Systems must be installed in accordance with the Certificate holder's Installation Guidelines (February 2018 - Issue 3) and HE requirements.

13.2 For typical laying, trench and backfilling specification details, reference should be made to the details, as shown in Figure 2.

Figure 2 Trench and bedding details



13.3 Weholite Attenuation Systems are installed using traditional drain-laying methods.

13.4 Weholite Attenuation Systems must be protected from damage from site construction traffic.

14 Procedure

14.1 After the pipes have been installed and backfilled by the contractors using Asset International Ltd installation guidelines, fusion jointing operations can commence by Asset International Ltd. It is normal practice for Asset International Ltd to provide a site-specific method statement and risk assessment (RAMS) in line with the contractor's requirements to comply with Health and Safety Regulations.

14.2 The joints between pipes are fusion welded by operatives employed by Asset International Ltd and trained in accordance with the Certificate holder's documented procedures.

14.3 Step ends are cut into the pipe using a 110V reciprocating saw, following the spiral of the pipe, and using a planer/grinder to produce a clean finish.

14.4 The inside surface of the pipes must be clean and dry, and the area around joints clear, so that extrusion welding operations can take place.

14.5 Grind out chamfer on each side of joint to remove oxide layer.

14.6 Switch on extrusion welding gun and check temperature settings.

14.7 Purge out old extrudite. The extrusion process consists of inserting a 4 mm thick HDPE rod into the side of the welding gun, which is heated to 200 to 250°C. Molten rod is emitted at the nozzle, no hazardous fumes are emitted.

14.8 Weld around the inner circumference of the pipe with the extrusion welding gun. Continue with one or several passes until complete.

14.9 A record will be taken of operating temperatures and joint location, and a final inspection carried out once the work is completed.

14.10 All necessary documentation, of completed works, as required by the contract/client, must be provided to the Certificate holder in a timely manner in line with the CDM Regulations.

Technical Investigation

15 Tests

15.1 The following tests were carried out to determine the characteristics of the pipes and the pipe material that are used to for Weholite Attenuation Systems:

- pipe stiffness to BS EN ISO 9969 : 2016
- ring flexibility to BS EN ISO 13968 : 2008
- tensile strength of seam to BS EN 13262 : 2017
- tensile properties to BS EN ISO 527-1 : 1996 and BS EN ISO 527-2 : 1996
- oxygen induction to BS EN 728 : 1997
- melt flow rate to BS EN ISO 1133-1 : 2011
- density to BS EN ISO 1183-3 : 1999.

15.2 Tests were carried out to establish the dimensional accuracy of the pipes.

16 Investigations

16.1 An examination was made of data in relation to the effect of the production tolerances on the performance of the system components.

16.2 An evaluation of existing data was made to assess material properties, UV resistance, resistance to damage from cleansing operations and durability.

16.3 Test data relating to flow characteristics were examined.

16.4 Calculations were carried out in order to assess the design process of Asset International Ltd.

16.5 The manufacturing process was evaluated, including the methods adopted for quality control, and details were obtained of the quality and composition of the materials used.

Bibliography

BS EN 728 : 1997 *Plastics piping and ducting systems — Polyolefin pipes and fittings — Determination of oxidation induction time*

BS 9295 : 2010 *Guide to the structural design of buried pipelines*

BS EN 1295-1 : 1997 *Structural design of buried pipelines under various conditions of loading — General requirements*

BS EN 1610 : 2015 *Construction and testing of drains and sewers*

BS EN 13262 : 2017 *Thermoplastics piping systems for non-pressure underground drainage and sewerage — Thermoplastics spirally-formed structured-wall pipes — Determination of the tensile strength of a seam*

BS EN ISO 527-1 : 1996 *Plastics — Determination of tensile properties — General principles*

BS EN ISO 527-2 : 1996 *Plastics — Determination of tensile properties — Test conditions for moulding and extrusion plastics*

BS EN ISO 1133-1 : 2011 *Plastics — Determination of the melt mass-flow rate (MFR) and the melt volume-flow rate (MVR) of thermoplastics — Standard method*

BS EN ISO 1183-3 : 1999 *Plastics — Methods for determining the density and relative density of non-cellular plastics*

BS EN ISO 9969 : 2016 *Thermoplastic pipes — Determination of ring stiffness*

BS EN ISO 13968 : 2008 *Plastics piping and ducting systems — Thermoplastics pipes — Determination of ring flexibility*

ISO 9001 : 2015 *Quality management systems — Requirements*

Manual of Contract Documents for Highway Works, Volume 1 *Specification for Highway Works*

Manual of Contract Documents for Highway Works, Volume 2 *Notes for Guidance on the Specification for Highway Works*

17 Conditions

17.1 This Certificate:

- relates only to the product/system that is named and described on the front page
- is issued only to the company, firm, organisation or person named on the front page – no other company, firm, organisation or person may hold claim that this Certificate has been issued to them
- is valid only within the UK
- has to be read, considered and used as a whole document – it may be misleading and will be incomplete to be selective
- is copyright of the BBA
- is subject to English Law.

17.2 Publications, documents, specifications, legislation, regulations, standards and the like referenced in this Certificate are those that were current and/or deemed relevant by the BBA at the date of issue or reissue of this Certificate.

17.3 This Certificate will remain valid for an unlimited period provided that the product/system and its manufacture and/or fabrication, including all related and relevant parts and processes thereof:

- are maintained at or above the levels which have been assessed and found to be satisfactory by the BBA
- continue to be checked as and when deemed appropriate by the BBA under arrangements that it will determine
- are reviewed by the BBA as and when it considers appropriate.

17.4 The BBA has used due skill, care and diligence in preparing this Certificate, but no warranty is provided.

17.5 In issuing this Certificate the BBA is not responsible and is excluded from any liability to any company, firm, organisation or person, for any matters arising directly or indirectly from:

- the presence or absence of any patent, intellectual property or similar rights subsisting in the product/system or any other product/system
- the right of the Certificate holder to manufacture, supply, install, maintain or market the product/system
- actual installations of the product/system, including their nature, design, methods, performance, workmanship and maintenance
- any works and constructions in which the product/system is installed, including their nature, design, methods, performance, workmanship and maintenance
- any loss or damage, including personal injury, howsoever caused by the product/system, including its manufacture, supply, installation, use, maintenance and removal
- any claims by the manufacturer relating to CE marking.

17.6 Any information relating to the manufacture, supply, installation, use, maintenance and removal of this product/system which is contained or referred to in this Certificate is the minimum required to be met when the product/system is manufactured, supplied, installed, used, maintained and removed. It does not purport in any way to restate the requirements of the Health and Safety at Work etc. Act 1974, or of any other statutory, common law or other duty which may exist at the date of issue or reissue of this Certificate; nor is conformity with such information to be taken as satisfying the requirements of the 1974 Act or of any statutory, common law or other duty of care.